

# Year 11 (2016/2017) Actual Results

Whole Cohort

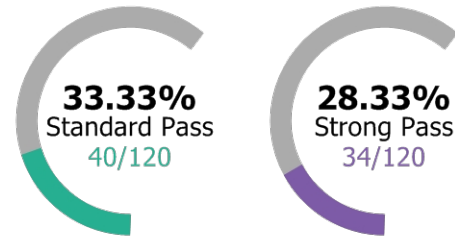
## Pupils

120 Pupils 57 Boys 63 Girls

## Baccalaureate

65

65 Pupils Entered - 54.17%



## Baccalaureate Subjects

	Eng	Ma	Sci	Hums	Lang
<b>Entries</b>	118	119	118	111	72
	98%	99%	98%	93%	60%
<b>Standard</b>	95	94	63	69	48
	79%	78%	53%	57%	40%
<b>Strong</b>	83	64	-	-	-
	69%	53%	-	-	-

## Baccalaureate APS

4.11 5.26 6.1 6.37  
All Entered Standard Strong

## English

Entries	9 to 7	9 to 5	9 to 4	
120	29	83	95	
<b>Pupils</b>	100.00%	24.17%	69.17%	79.17%
<b>Entries</b>	-	24.17%	69.17%	79.17%

## Maths

Entries	9 to 7	9 to 5	9 to 4	
120	25	64	94	
<b>Pupils</b>	100.00%	20.83%	53.33%	78.33%
<b>Entries</b>	-	20.83%	53.33%	78.33%

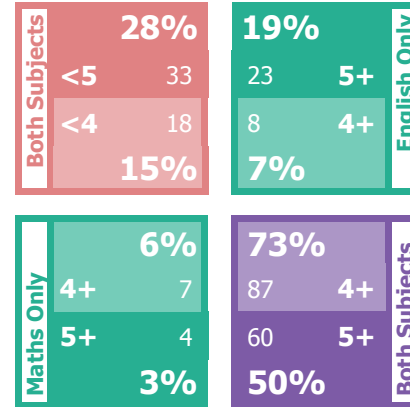
## Science

	Entries	Pupils	Entries
<b>1 Science</b>	118	98.33%	-
A* to C:	76	63.33%	64.41%
<b>2 Sciences</b>	118	98.33%	-
A* to C:	63	52.50%	53.39%
<b>3 Sciences</b>	0	0.00%	-
A* to C:	0	0.00%	0.00%
<b>Bio/Chem/Phys</b>	0	0.00%	-
A* to C:	0	0.00%	0.00%

## MFL

	Entries	Pupils	Entries
<b>1 MFL Entry</b>	72	60.00%	-
A* to C:	48	40.00%	66.67%
<b>2 MFL Entries</b>	0	0.00%	-
A* to C:	0	0.00%	0.00%

## English & Maths Threshold

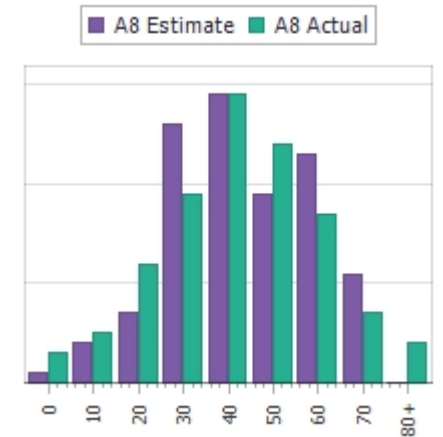


120 Pupils Entered - 100.00%

## Entries

<b>9 to 8 - inc A*'s</b>	(5.75%)
61	
<b>9 to 7 - inc A*-A</b>	(18.96%)
201	
<b>9 to 5 - inc A*-B</b>	(44.62%)
473	
<b>9 to 5 - inc A*-C</b>	(61.98%)
657	
<b>9 to 4 - inc A*-C</b>	(67.55%)
716	
<b>Total</b>	<b>Average</b>
1060.00	8.83

## Progress 8



	A8	P8
English	10.45	-0.01
Maths	9.48	-0.08
EBac	12.58	-0.32
Other	14.13	-0.51

<b>Overall</b>	<b>46.64</b>	<b>-0.27</b>
<b>Entries</b>	119	99.17%

## Performance

	Pupils	Percent
<b>5 A* to C</b>	82	68.33%
Inc EnMa (4+):	79	65.83%
Inc EnMa (5+):	58	48.33%
<b>5 Grade 5+</b>	51	42.50%
Inc EnMa:	48	40.00%